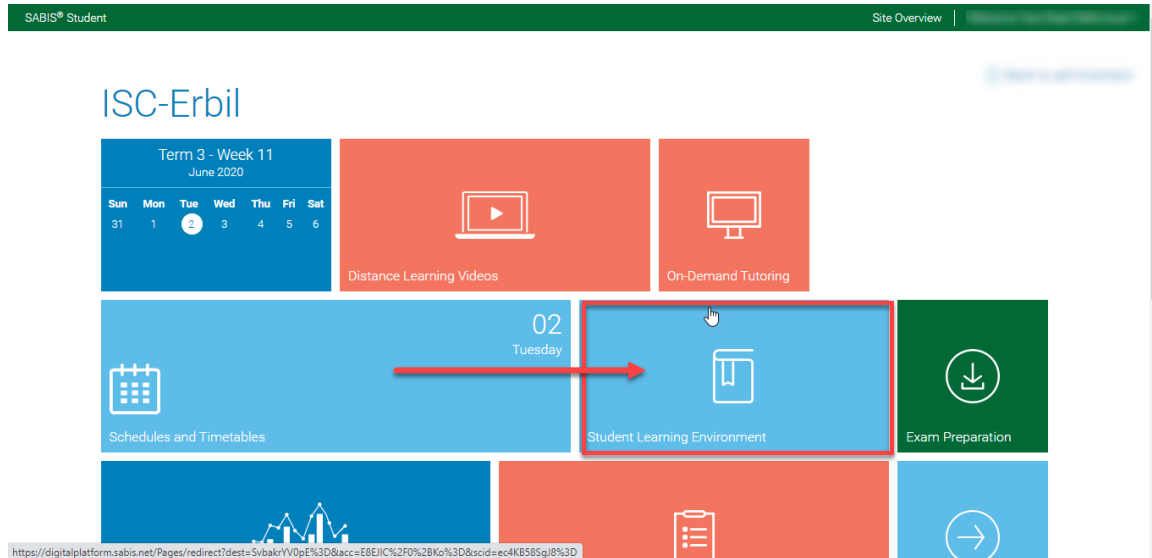


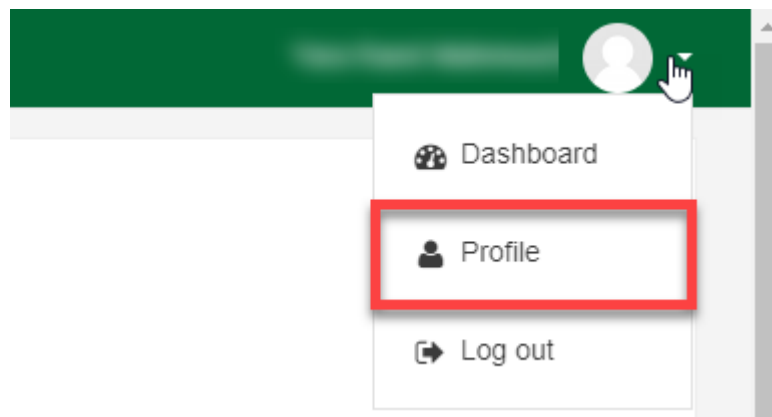


How to change the Time zone on SLE to show the correct starting time.


1. Login to digitalplatform.sabis.net using your credentials.
2. Go to Student Learning environment (SLE)



3. Next to your name, click on the icon on the top right corner → Profile.



4. Click on Edit Profile





5. Scroll down to change the time zone and the country to Iraq, Asia Baghdad.

Select a country	Iraq
Timezone	Asia/Baghdad

6. Scroll down to the end of the page to save and update the profile.

Picture description

▶ [Additional names](#)

▶ [Interests](#)

▶ [Optional](#)

There are required fields in this form marked .